



How To Read Liebherr Crane Charts



Free Ebook Download **How To Read Liebherr Crane Charts**


Download or Read Online Ebook how to read liebherr crane charts in PDF Format From The Best Free Book Database.

Online reading how to read liebherr crane charts book are very easy, you just need to subscribe to our book vendor, fill the registration form and the digital book copy will present to you. Our reader mostly like to read how to read liebherr crane charts book in PDF / ePub / Kindle format. share how to read liebherr crane charts book to your friend if you like this amazing book.

How to read liebherr crane charts book download good option after you had successfully register to our book vendor. Our online book provider presenting how to read liebherr crane charts book in high quality options. For mobile user reading book how to read liebherr crane charts online will be exciting experience because you can read this anywhere.

We are expecting you are get pleasure from reading how to read liebherr crane charts book via fantastic book reader which presenting by our book provider.

Related ebooks to how to read liebherr crane charts



Liebherr LTM1090/2 Load Charts Bigge Crane and

LIEBHERR wing axis of the crane superstructure as measured from the ground. . 877-3004 0 Email: cranesales@lcrane-sales. 3. This PDF book contain liebherr cranes for sale information.


[VIEW PDF](#)



Crawler crane LR 1400/2 Liebherr

cal energy of the windmill was used, windmills are now used mainly to ensured a leading position in the world market for Liebherr mobile and crawler cranes. This PDF book incorporate used liebherr cranes conduct.

[VIEW PDF](#)



LIEBHERR LTM1400 500 TON Anthony Crane USA

Remarks referring to load charts. 1.The tabulated lifting capacities do not exceed. 85 % of the tipping load. 2.The crane's structural steelwork is in accordance. This PDF book provide 500 ton crane load chart guide.

[VIEW PDF](#)



Liebherr LR1300 Crane Chart

(corresponding with crane classification according to F.E.M. 1.001. manual. 6. Working radii are measured from center of swing and under load. 7. The lifting . This PDF book include liebherr crane parts conduct.

[VIEW PDF](#)





Liebherr LR1200 Crane Chart

ponds with crane classification according to F.E.M. 1.001, crane group A1). 2. Crane standing on firm . The control system developed and manufactured by Liebherr is designed to withstand extreme . equipment used outdoors. Technical . This PDF book contain liebherr crane price document.


[VIEW PDF](#)



Liebherr LTM 1150-6.1 Ainscough Crane Hire

Reducted (t). 1.1 0.8 0.7 0.5 0.5 0.4 0.4 0.3 0.3 0.3 0.3 0.2 0.2 0.2. Load Reductions (Fly Jib Stowed). Liebherr LTM 1150-6.1. All Terrain. Cranes. 150. Tonne This PDF book include liebherr cranes information.

[VIEW PDF](#)



Liebherr LTM 1500 Baldwins Crane Hire

500 TONNE LIEBHERR LTM1500. MOBILE Crane carrier, crane superstructure, complimentary equipment . length, crane operation may be permissible at. This PDF book incorporate liebherr cranes conduct.

[VIEW PDF](#)



LIEBHERR LHM 320 MOBILE HARBOUR CRANE Alatas

Liebherr Type LHM 320 Two-rope version, SECOND HAND with a max. lifting The sale price for one (1) Crane SECOND HAND complete with equipment and . This PDF book include liebherr cranes for sale information.

[VIEW PDF](#)






LIEBHERR LTM1300 365 TON Maxim Crane Works

referring to load charts. 1. The tabulated lifting capacities do not exceed. 85 % of the tipping load. 2. The cranes structural steelwork is in accordance with DIN This PDF book include liebherr crane load charts document.

[VIEW PDF](#)

Liebherr LTM 1250-1 Ainscough Crane Hire

attention to the guidance notes on page 47 to assist you with your crane selection. AT56. Liebherr LTM 1250-1. All Terrain. Cranes. 250. Tonne. Dimensions. This PDF book provide liebherr cranes document.

[VIEW PDF](#)

400 tonne liebherr ltm1350-6.1 all terrain mobile crane

Liebherr-manufactured, torsionally rigid steel construction made from high-tensile fine-grain steel. Triple-roller slewing rim. Crane engine. 4-cylinder Diesel This PDF book incorporate liebherr cranes for sale information.

[VIEW PDF](#)

Load charts for this crane Industrial Builders, Inc.

Grove MEGAFORM boom Standard Graphics Display load moment and anti-two block. Four main gear pumps with combined capacity of 135.4 GPM. This PDF book contain grove 700e load chart information.

[VIEW PDF](#)



Terex RT230 Charts Gatwood Crane Service, Inc.

Rough Terrain Crane Specifications | RT200/200XL. STANDARD two block system includes audio/visual warning and automatic func- . TEREX Cranes. This PDF book provide terex crane blocks document.



National 600C Charts Gatwood Crane Service, Inc.

Attention to quality. National never skimps on quality. The materi- als and components used in the manufacture of National Cranes often cost more -- sometimes. This PDF book provide national crane guide.



Grove GMK3055 Charts Gatwood Crane Service, Inc.

MEGATRAK suspension. All wheel steering. GMK3055. All Terrain Crane contents. Features . Grove exclusive MEGATRAK suspension. Independent hydro . This PDF book contain grove gmk 3055 guide.

