

1969 Colorized Mustang Wiring Diagram





Free Ebook Download
1969 Colorized Mustang Wiring
Diagram


Download or Read Online Ebook 1969 colorized mustang wiring diagram in PDF Format From The Best Free Book Database.

Online reading 1969 colorized mustang wiring diagram book are very easy, you just need to subscribe to our book vendor, fill the registration form and the digital book copy will present to you. Our reader mostly like to read 1969 colorized mustang wiring diagram book in PDF / ePub / Kindle format. share 1969 colorized mustang wiring diagram book to your friend if you like this amazing book.

1969 colorized mustang wiring diagram book download excellent choice after you had successfully register to our book vendor. Our online book provider presenting 1969 colorized mustang wiring diagram book in high quality options. For mobile user reading book 1969 colorized mustang wiring diagram online will be exciting experience because you can read this anywhere.


We are expecting you are have the benefit of reading 1969 colorized mustang wiring diagram book via fantastic book reader which presenting by our book provider.

Related ebooks to 1969 colorized mustang wiring diagram




1969 Colorized Mustang Wiring and Vacuum Diagrams

contents of this product were extracted from: 1969 Car Shop Manual (Form 7098-69-1/5, November 1968),. 1965/1972 Ford Car Master Parts and Accessory This PDF book incorporate 1969 mustang repair manual conduct.

[VIEW PDF](#)

DEMO 1969 Colorized Mustang Wiring and Vacuum Diagrams

contents of this product were extracted from: 1969 Car Shop Manual (Form 7098-69-1/5, November 1968),. 1965/1972 Ford Car Master Parts and Accessory This PDF book provide 1969 mustang assembly manual information.

[VIEW PDF](#)

1966 Colorized Mustang Wiring Diagrams ForelPublishing

This product was compiled using several original Ford Motor Company publications. 7635B, May 1975, 1966 Falcon, Comet, Fairlane and Mustang Shop Manual . Source. 2. WHITE-BLUE STRIPE. Form 7795-66. 3. GREEN-WHITE STRIPE . 13a. RED-BLACK STRIPE. Form 7760 This PDF book provide 1975 ford mustang ii for sale guide.

[VIEW PDF](#)

TP3955202 S60 2001 Wiring Diagram.pdf Volvo Wiring

00QaTeXPcX^]b ". 7^f c^ dbT cWT fXaX]V SXPVa# #. 4[TRcaXRP[SXbcaXQdcX^]. >eTaeXTf %. 5dbTb X] cWT T]VX]T R^_PacT]c '. 5dbTb X] cWT _PbbT]V]Ta This PDF book provide volvo s60 2001 problems conduct.

[VIEW PDF](#)



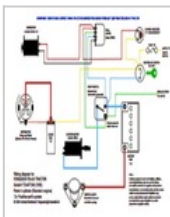
Wiring Diagram Abt

oven prior to release to the owner. F. Do not attempt to operate the oven if the door glass is broken. Parts Layout. Schematic Diagram. Warning : Power must be This PDF book include frigidaire oven parts diagram guide.



ELECTRICAL WIRING DIAGRAM

TOYOTA CAMRY. ELECTRICAL . B THIS MANUAL Instructions on how to use this manual. C ABBREVIATIONS Defines the abbreviations used in this manual. This PDF book contain 1996 toyota camry owners manual free pdf guide.



Ferguson12v wiring diagram r

(Cylinder #1 at front of motor). Wiring diagram for. FERGUSON TEA20 TRACTOR. Serial # TEA477296 (1955). Petrol 4 cylinder (Standard engine). 12v Positive This PDF book incorporate massey ferguson wiring diagram guide.



YM195 Wiring diagram.pdf

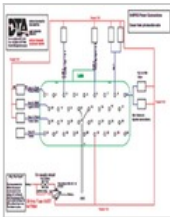
SPE C! F1 C51 TIONS. 3. Wiring Diagram. 10E #10.1551. Q w. \$522.; .m IUP-gw mIDmmm-Em 1:0 l. I kum- jZmEm ZIDF. Hoyer Tractor & Equipment Parts. This PDF book provide hoye tractor conduct.





Trailer Wiring Diagram .au

6 pin socket. Small 6 pin round plug & socket. 1 tail, clearance - brown. 2 left hand turn - yellow. 3 right hand turn - green. 4 stop - red. 5 electric brakes - blue. This PDF book include electrical wiring diagram for trailers information.



S40 Wiring Diagram.pdf DTA fast

May 30, 2012 - WIRING SCHEMATIC . Vauxhall/Opel/BMW/Volvo/Saab/ etc. (Bosch . The S40 has semi-sequential injection, for a firing order of. 1/3/4/2 wire . This PDF book contain volvo s40 wiring diagram information.



Multistrada 1200 Wiring Diagram Key

Multistrada 1200 Wiring Diagram Key (from Ducati HTML Workshop Manual MY2010). Wiring diagram colour codes. B Blue. Bk Black. Bn Brown. G Green. This PDF book incorporate multistrada 1200 owners manual conduct.



Wiring Diagram Designer Appliances

The gas regulator is located on the back of the appliance (See Fig.1). The shut-off valve panel at the top right rear of the range that covers the spark module. 6. This PDF book contain frigidaire gas oven troubleshooting information.





TP39150201 2010 C30 S40 V50 C70 Wiring Diagram.pdf

In case of doubt, consult the SRS and SIPS bag/IC service manual. w www.vss . TP 39150201 C30/S40 (04-)/V50/C70 (06-) 2010. 3. This PDF book incorporate 2010 volvo c30 owners manual conduct.

[VIEW PDF](#)



Using the Electrical Wiring Diagram Autoshop 101

using the Lexus Electrical Wiring Diagram or EWD. The EWD is location to what circuits share splice points is included in this manual. Because there is . (Through 1998 MY) When 2 parts or circuits use a common connector (such as the. This PDF book provide 1998 lexus gs300 repair manual document.

[VIEW PDF](#)



1969-70 MUSTANG w/o AC GEN IV Vintage Air

901271 REV A 2/11/08, 69-70 MUSTANG w/o AC GEN IV EVAP INSTR PG 1 OF 26 . UTILIZE THE FACTORY SERVICE MANUAL WHEN YOU DISASSEMBLE. This PDF book contain 1969 mustang assembly manual information.

[VIEW PDF](#)

