





Free Ebook Download

Download or Read Online Ebook in PDF Format From The Best Free Book Database.

Online reading book are very easy, you just need to subscribe to our book vendor, fill the registration form and the digital book copy will present to you. Our reader mostly like to read book in PDF / ePub / Kindle format. share book to your friend if you like this amazing book.

book download nice alternative after you had successfully register to our book vendor. Our online book provider presenting book in high quality options. For mobile user reading book online will be exciting experience because you can read this anywhere.

We are expecting you are get pleasure from reading book with outstanding book reader which presenting by our book provider.


Related ebooks to



Link-Belt RTC8050-II Load Specifications

1. 5472 (supersedes 5427)---0506---J6. RTC---8050 II. Link-Belt Cranes. Technical Data. Specifications & Capacities. Telescopic Boom Rough Terrain Crane. This PDF book provide link belt guide.

[VIEW PDF](#)



Link-Belt HTC8670 Load Chart Rent-A-Crane, Inc.

Link-Belt. CONSTRUCTION EQUIPMENT. Specifications. Telescopic Boom Truck Crane. 70ton (63.5 metric 70ton (63.5 mt) quick reeve hook block. ' 8-4/2 ton I Load Hoist System ow to both winches for smooth, simulta-. Standard 363 170 160 150140 130 120 This PDF book include link belt 50 ton crane load chart conduct.

[VIEW PDF](#)



GMK5165 Load Charts.pdf

20.5 lires. 2 axle boom dolly (5,700 lb.) Dolly. 29,845 lb. GROVE. THIS CHART IS ONLY A GUIDE AND SHOULD NOT BE USED TO OPERATE THE CRANE. This PDF book include used grove gmk5165 conduct.

[VIEW PDF](#)



SPECIFICATIONS & LOAD CHARTS

This 30-ton (27.2-tonne) capacity crane shares the super-compact dimensions of its smaller sister, the Mantis 3612. And like all Mantis cranes, it can This PDF book include 30 ton crane load chart conduct.

[VIEW PDF](#)




Terex Demag AC-500-2 Load Charts

Our vast fleet of crane rentals range from 7.5 tons to our flagship 600 ton crane. AC 500-2. LOAD CHARTS. LIFTING CAPACITIES MAIN BOOM. Main boom. This PDF book incorporate 500 ton crane load chart information.

[VIEW PDF](#)


Load charts for this crane Industrial Builders, Inc.

Grove MEGAFORM boom Standard Graphics Display load moment and anti-two block . Four main gear pumps with a combined capacity of 135.4 GPM. This PDF book provide grove 700e load chart guide.

[VIEW PDF](#)

SPECIFICATIONS & LOAD CHARTS Machinery Trader


Mantis 20010. 100 Ton TELE-BooM CRAWLER CRANE. DurabilityDependability100 ton capacity. The 20010 joins the. Mantis product line with all of the This PDF book contain 100 ton crane load chart conduct.

[VIEW PDF](#)

LTM1120 Load Charts Gary's Crane Service

If these are not observed, there is an extremely high risk of ACCIDENTS! '1. . have material handling data ready and then contact your Liebherr Service Dept. This PDF book incorporate liebherr crane accident photos document.


[VIEW PDF](#)



Liebherr LTM1090/2 Load Charts Bigge Crane and

LIEBHERR wing axis of the crane superstructure as measured from the ground. . 877-3004 0 Email: cranesales@lcrane-sales. 3. This PDF book contain liebherr cranes for sale document.

[VIEW PDF](#)



LOAD CHARTS RT760E DK Crane Hire Services

suitable allowances MUST BE MADE for their combined weights. Weights are for Grove fur- nished equipment. (no deduct required for stowed boom extension). This PDF book provide grove rt760e guide.

[VIEW PDF](#)



TRANSAS NAVI-SAILOR 3100 Load Charts/Updates using

Mar 3, 2009 - This document contains the Transas Navi-Sailor 3100 Load Charts/Updates using Chart Reviewed for content . Reviewed by Training. This PDF book contain transas isailor review information.

[VIEW PDF](#)



Link-Belt HTC-8670 70-ton Cranes for

Optional 67' (20.42 m) two-piece (bi-fold) lattice fly, stowable, offsettable to 2, 20 and 40. HTC-8670. 70-ton (63.50 mt). Hydraulic Truck Crane. HTC-8670. This PDF book contain truck crane for sale guide.

[VIEW PDF](#)





Link Belt LS-248 Crane Chart

200-ton (181.44 mt) at 10' (3.05 m) Infinite control of load speed in hoist and lowering modes . 42.5-ton (38.5 mt) capacity, 380' (115.82 m) luffing attachment. This PDF book include 200 ton crane load chart information.


[VIEW PDF](#)



Link-Belt HC-278H II NCCER

Link-Belt. HC-278H II. This load chart has been adapted from the original use in the NCCER Mobile Crane Certification . It is not to be used for calculating. This PDF book incorporate used link belt cranes guide.

[VIEW PDF](#)



Link Belt LS-278 Crane Chart

allowable crane lifting capacities and assembly and operating Hydraulic Lattice Boom Crawler Crane. LS--278H . S 250ton (226.8 mt) maximum capacity. This PDF book contain 250 ton crawler crane load chart document.

[VIEW PDF](#)

